FEMALE END VIEW	MALE END VIEW	WIRING DIAGRAM
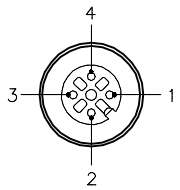	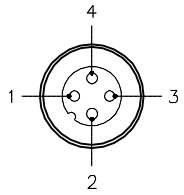	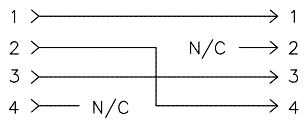
1 = BROWN 2 = BLACK 3 = BLUE 4 = N/C	1 = BROWN 2 = N/C 3 = BLUE 4 = BLACK	

SPECIFICATIONS

CONTACT CARRIER MATERIAL	TPU OR NYLON
MOLDED HEAD MATERIAL/COLOR	TPU/YELLOW
CONTACT MATERIAL/PLATING	BRASS/GOLD
COUPLING NUT MATERIAL/PLATING	BRASS/NICKEL
RATED CURRENT [A]	4.0 A
RATED VOLTAGE [V]	250 V
OUTER CABLE JACKET MATERIAL/COLOR	PVC/GREY
CONDUCTOR INSULATION MATERIAL	PVC
NUMBER OF CONDUCTORS [AWG]	3x22 AWG
TEMPERATURE RANGE	−40°C to +105°C (−40°F to +221°F)
PROTECTION CLASS	MEETS NEMA 1,3,4,6P AND IEC IP68

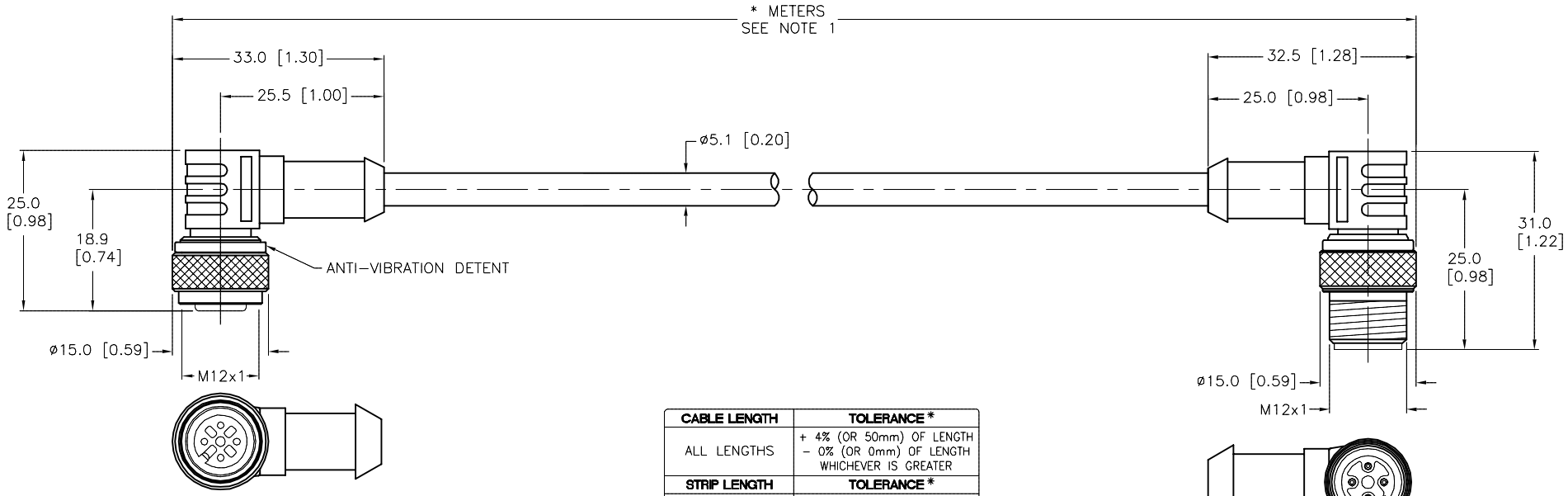

CABLE LENGTH	TOLERANCE *
ALL LENGTHS	+ 4% (OR 50mm) OF LENGTH − 0% (OR 0mm) OF LENGTH WHICHEVER IS GREATER
STRIP LENGTH	**TOLERANCE ***
0–7mm	±0.5mm
8–29mm	±1.0mm
30–49mm	±2.0mm
50–69mm	±3.0mm
70–100mm	±4.0mm
OVER 100mm	±5.0mm
* UNLESS OTHERWISE SPECIFIED	

SOURCE DRAWING - FOR REFERENCE ONLY

NOTES:

1. "*" INDICATES CABLE LENGTH IN METERS. CONTACT TURCK TO ORDER SPECIFIC LENGTHS.

2. "/S675" DESIGNATES SPECIAL WIRING TO ADAPT BANNER NPN SENSOR OUTPUT (PIN #2) TO VB SERIES JUNCTION BOXES.

REV	DESCRIPTION	BY	DATE	ECO NO.
F	UPDATE MALE COUPLING NUT	RDS	04/19/18	56903

RELATED DOCUMENTS
1.
2.
3.
4.

3RD ANGLE PROJECTION

THIS DRAWING IS CONFIDENTIAL AND THE PROPERTY OF TURCK INC. USE OF THIS DOCUMENT WITHOUT WRITTEN PERMISSION IS PROHIBITED.

TURCK

3000 CAMPUS DRIVE
MINNEAPOLIS, MN 55441
1-800-544-7769
(763) 553-7300
(763) 553-0708 fax
www.turck.us

MATERIAL: SEE SPECIFICATIONS

FINISH: SEE SPECIFICATIONS

ALL DIMENSIONS DISPLAYED ON THIS DRAWING ARE FOR REFERENCE ONLY

CONTACT TURCK FOR MORE INFORMATION

DRFT: TR | DATE: 09/18/07 | APVD: | SCALE: 1=1.0

UNIT OF MEASUREMENT: **MILLIMETER [INCH]**

DO NOT SCALE THIS DRAWING

DESCRIPTION: WK 4.4T–*–WS 4.4T/S675

IDENTIFICATION NO.:

REV: F

FILE: 777003949

SHEET 1 OF 1

Approved 04/27/2018, work order #162190 by J.S.